

TECHNICAL INFORMATION  
**HAYMARKET THEATRE**  
**VIRGINIA TECH CAMPUS**  
Blacksburg, Virginia  
Office: 540-231-3499  
Email: [production@vt.edu](mailto:production@vt.edu)  
Version Date: January 25, 2018

Virginia Tech does not discriminate against employees, students, or applicants on the basis of age, color, disability, gender, gender identity, gender expression, national origin, political affiliation, race, religion, sexual orientation, genetic information, or veteran status; or otherwise discriminate against employees or applicants who inquire about, discuss, or disclose their compensation or the compensation of other employees, or applicants; or any other basis protected by law.

## **Table of Contents**

General Information	page 3
Directions to venue	page 4
Management information	page 4-5
Load-in area	page 5

### **Department Sections:**

Carpentry	page 6-8
Lighting	page 9
Sound	page 10
Video	page 11
Wardrobe	page 11

### **Attached Diagrams:**

Venue Layout	page 12
Stage Layout	page 13
Venue Seating	page 14
Rigging Diagram	page 15
Rep Lighting Plot	page 16

## **TECHNICAL SERVICES**

SECL Production Services  
221 Squires Student Cent.  
Blacksburg, VA 24061  
Phone: (540) 231-3499  
Email: [production@vt.edu](mailto:production@vt.edu)

## **GENERAL INFORMATION**

### **Area Hotels:**

There are a variety of local hotels, please contact the Presenter for this information.

### **Taxi Services:**

There are a limited number of Taxi Services in the area, please contact the Presenter for this information.

### **Restaurants:**

There is a wide variety of food in walking distance, including fast food, sandwich shops, delis, vegetarian, Chinese and other interests. Please contact the Presenter for more specific information.

### **Handicapped Access:**

The Handicapped seating is at the rear of the Center Right Orchestra seating. There are 3 wheelchair locations, no buddy seats. The access to the hall is from the same door use for venue access, and the hallway crosses the load in path.

A house ALD system is available and must be supplied an audio feed for all non-rock and roll events. **Load in ramps must be removed for audience entrance and exit times.**

### **Emergency Numbers:**

All emergency Services: 911 (from campus phone)

University Police/Dispatcher: 540-231-6411

Hospital Emergency Room: (consult a nurse) 540-953-5122

If additional numbers are needed, please contact the presenter.

### **Parking:**

There is a loading dock. If vehicles are left in the dock the driver must be readily available at ANY time to move the vehicles. Please work out alternate arrangements with the Presenter.

### **Laundry:**

Offsite facility, about 1 mile away with coin operated machines.

### **Shipping:**

If you need to have a package sent to you while in this venue, make arrangements with the local presenter. The local production staff will not receive packages on behalf of a show.

### **Directions to Venue:**

**To reach the campus from Interstate 81 (southbound and northbound:**

- Take Exit 118, which has ramps to several different Christiansburg and Blacksburg exits. Take Exit **118B** onto U.S. 460 West; this ramp connects directly to the Christiansburg Bypass. Follow the signs for Blacksburg/Virginia Tech.
- Turn **right** at the stoplight at the intersection of 460W and Southgate Drive.
- Take the **second left** onto Spring Road.
- Take the right onto Washington Street. (You will be at the end of Spring Road.)
- Take the second left onto Kent Road
- At the top of the hill. Take the first right onto Alumni Mall.
- **Back loading docks will be on your right side.**

**Geographical Coordinates:**

- Latitude: 37.229
- Longitude: -80.418

**Time Zone:**

Eastern

**MANAGEMENT**

SECL Production Services

221 Squires Student Cent.

Blacksburg, VA 24061

Phone: (540) 231-3499

Email: [production@vt.edu](mailto:production@vt.edu)

Office Hours: 10am-6pm Monday-Friday (Eastern Time)

\*The local staff offices are not in this venue

**Tour Production Office:**

There is no Tour Production Office for this Venue.

**Green Room:**

There is no Green Room for this Venue

**Stage Managers Console:**

There is limited Stage Managers console for this venue, located downstage right.

**Rehearsal Rooms:**

There are no rehearsal rooms for this venue. Please work out alternate arrangements with the presenter.

**Crew:**

Trained student crew and volunteer students

The Presenter supplies the majority of the labor using volunteer student staff.

**Handicapped Access to the Stage:**

Handicapped Access should be discussed ahead of time

**Policies: (listed policies are non-negotiable)**

- This venue is a non-smoking venue, and alcohol is not to be served at any events in this venue.
- There is a performance curfew of 11pm. Or early based on building hours.  
(M-TH: 11pm) (F-Sat: 12am) (Sun: 10pm)
- The Virginia Tech Police have the authority to be anywhere in the venue at any time.
- Any use of any pyrotechnics, smoke machines, fog machines, open flames or other similar environmental/pyrotechnic is prohibited in this hall.
- **Only House staff will operate any house equipment or be allowed to access to control rooms**

**LOAD-IN AREA**

- ***Trucks and busses must not block emergency service vehicles Access to the building, or block exits from the building needed for fire egress.***
- Parking is available about a ½ mile away in another parking lot, engines must stay on.
- Any truck or bus that is left to park in the loading area, must have a driver that is immediately accessible by phone or radio to move the vehicle in case of an emergency.
- No shore power is available.
- Loading Dock
  - Ground level double door. A ramp must be provided by tour or Presenter to unload trucks.

## **CARPENTRY**

### **Seating:**

- Before production kills, the seating capacity is 484
- Handicap seating is available in rear HR
- General public will not be seated in the pit area
- There is to be no equipment set-up in the designated handicapped seating area.  
*See attached seating diagram on page*

### **Stage Dimensions:**

Proscenium: 34' wide x 16'10"

### **Wing Space:**

Stage Left: 12'-6"

Overhead clearance: 32'-9"

Stage Right: 12'

Overhead clearance: 35'-9"

### **Grid Height:**

43'-5"

### **Orchestra Pit:**

- Levels: Stage, House Pit, and Scene Shop.
- Hydraulic lift, travels stage level to scene shop (-18'6")
- See diagram for dimensions

### **Stage Height:**

3'5" from Audience Floor

### **Stage Floor:**

Wood floor, with a dark stained finish. No traps are available. There are floor pockets on stage right and left.

### **Fly Rail:**

37 battens-max height 40'9"

500 lbs. Per set-single purchase

Full grid, nothing is dead hung

*See Rigging Diagram on pg. 15*

**Fly Rail:****Main Drape:**

Blue traveler that is manually operated down-stage right.

**Legs:**

3 Sets. 20' tall by 8' wide, partial fullness.

**Borders:**

5 available, black. 60' long by 5' tall. Partial fullness.

**Back Black:**

Black traveler with fullness.

**Cyc:**

There is a resident cyc in this venue, speak to local production office in advance about use.

**Arbor Capacity:**

1,300 Lbs.

**Available Weight:**

2,000 Lbs.

**Loading Gallery:**

Elevated on Stage Right

**Support Areas:****Crossover:**

Available up-stage of back black

**Dressing Rooms:**

There are entrances from the dressing rooms on SR & SL, located at Stage Level

There is an exterior access door upstage right and left.

Rooms are 10'-20' with bathroom, sinks, and showers.

Lighted mirrors capacity 6 each.

**Storage:**

Minimal storage is available on stage level in wings. The rest of storage is to be on show trucks or outside. Appropriate egress points must be maintained backstage at all times. NO storage available in the house.

**Batten Schedule-subject to change without notice:**  
**Average out trim of battens: 40'3"**  
**Average in trim is 4'5"**

Line Set #	Distance from Fire Pocket	Utilization Notes
0	0"	Main Drape
00	0"	Main Border
1	0"	House Projection Screen
	2'	1 <sup>st</sup> Electric, Box Truss on Motorized winch
2	5'1"	Empty
3	5'9"	Empty
4	6'3"	Empty
5	6'9"	Empty
6	8'3"	1 <sup>st</sup> Border
7	8'9"	1 <sup>st</sup> Legs
8	9'3"	2 <sup>nd</sup> Electric
9	9'7"	Empty
10	10'3"	Empty
11	10'10"	Empty
12	11'4"	Work Lights
13	12'3"	Empty
14	12'9"	Empty
15	13'3"	Empty
16	15'5"	2 <sup>nd</sup> Border
17	15'11"	Mid Stage Black
18	16'5"	3 <sup>rd</sup> Electric
19	16'11"	2 <sup>nd</sup> Legs
20	17'3"	Empty
21	18'	Empty
22	18'6"	Empty
23	19'2"	3 <sup>rd</sup> Border
24	20'	Empty
25	20'6"	Empty
26	21'11"	4 <sup>th</sup> Boarder
27	22'5"	3 <sup>rd</sup> Legs
28	22'11"	Work Lights
29	24'7"	Empty
30	25'3"	4 <sup>th</sup> Electric
31	26'8"	Empty
32	27'5"	Empty
33	28'2"	Cyc
34	29'5"	Back Black
35	30'6"	Empty
36	31'	Empty
37	32'5"	Empty



## **LIGHTING**

**Full Theatrical system with rep plot please see the plot on pg.  
An individual plot is also located online or contact the local production office.**

### **Control:**

ETC Express 250 Console.

### **Dimmers:**

192 circuit ETC Sensor Racks.

### **Positions:**

1<sup>st</sup> cove- 18 circuits available.

2<sup>nd</sup> cove- 18 circuits available.

SL and SR Portal – 4 circuits available (each side)

HR and HL #1 Box boom 4 circuits (each side)

HR and HL #2 Box boom 8 circuits (each side)

16 Drop boxes from grid (4 circuits each)

*All circuits are 2P&G 20 amp connections*

### **House Lights:**

6 dimmable circuits

### **Circuits:**

All circuits are cables. The house has 18 installed circuits to the FOH Lighting positions (see transfer panel)

### **Backstage Work/Running Lights:**

Running lights to be supplied by tour unless arranged in advance

Work lights for general work are 1500watt flood fixtures located on SR, SL, and US walls.

Three Battens with 4 1500watt flood fixtures each

*See attached rigging diagram on page 15*

## **SOUND**

Front speaker cluster, consisting of 3 EV Sx200 and 2 EV Sb120 speakers

### **Sound System Connections:**

Tour shows MAY NOT use the house system. If additional coverage is needed, please make arrangements with the local production manager.

### **Control Location:**

Control is located in rear of house right. 150' minimum of cable is recommended to make the needed run from this position to stage. Location is 70'-0" from stage lip

### **Hearing Assistance System:**

An audio feed is required to tie into the ALD system. This connection can be made at the back of the house or back stage right.

The system is manufactured by Listen Technologies

### **Monitor/Paging System:**

There are program monitors in the dressing rooms control by the house sound console.

### **Production Communication**

To ensure availability of packs and headsets, please discuss needs in advance.

The base station is a 2-channel Telex unit

### **In-House Equipment Inventory:**

8 Channel Behringer X-Touch remotes to a Behringer X32 rack mounted mix rack

8 Analog inputs located SL

Behringer SD8 located with 8 input/outputs available. AES50 pass-through available from snakehead

Dante/MIDI inputs located in sound booth, SL, and at FOH control position

**NO ROCK AND ROLL STYLE SHOWS WILL BE AMPLIFIED  
THROUGH THIS SYSTEM**

## **VIDEO**

### **House Projector:**

Christie Boxer 20000Lumen projectors located at FOH sound booth

### **House Screens:**

1 Draper 14'x18.75' Truss Cinefold (custom cut) screen on line set 1

### **Switching:**

Control located in booth using Extron switcher

### **Inputs**

Location-type

SR-HDMI

SL-HDMI

Sound Booth- Macintosh computer with Qlab 4, DVD player, Windows 10 computer

## **WARDROBE**

All Wardrobe issues are between the show and the presenter.

University policies prevent Presenter from paying for laundry service.

Laundry are off campus, about 1 mile and are coin operated.

No Wardrobe facilities are available in this venue.

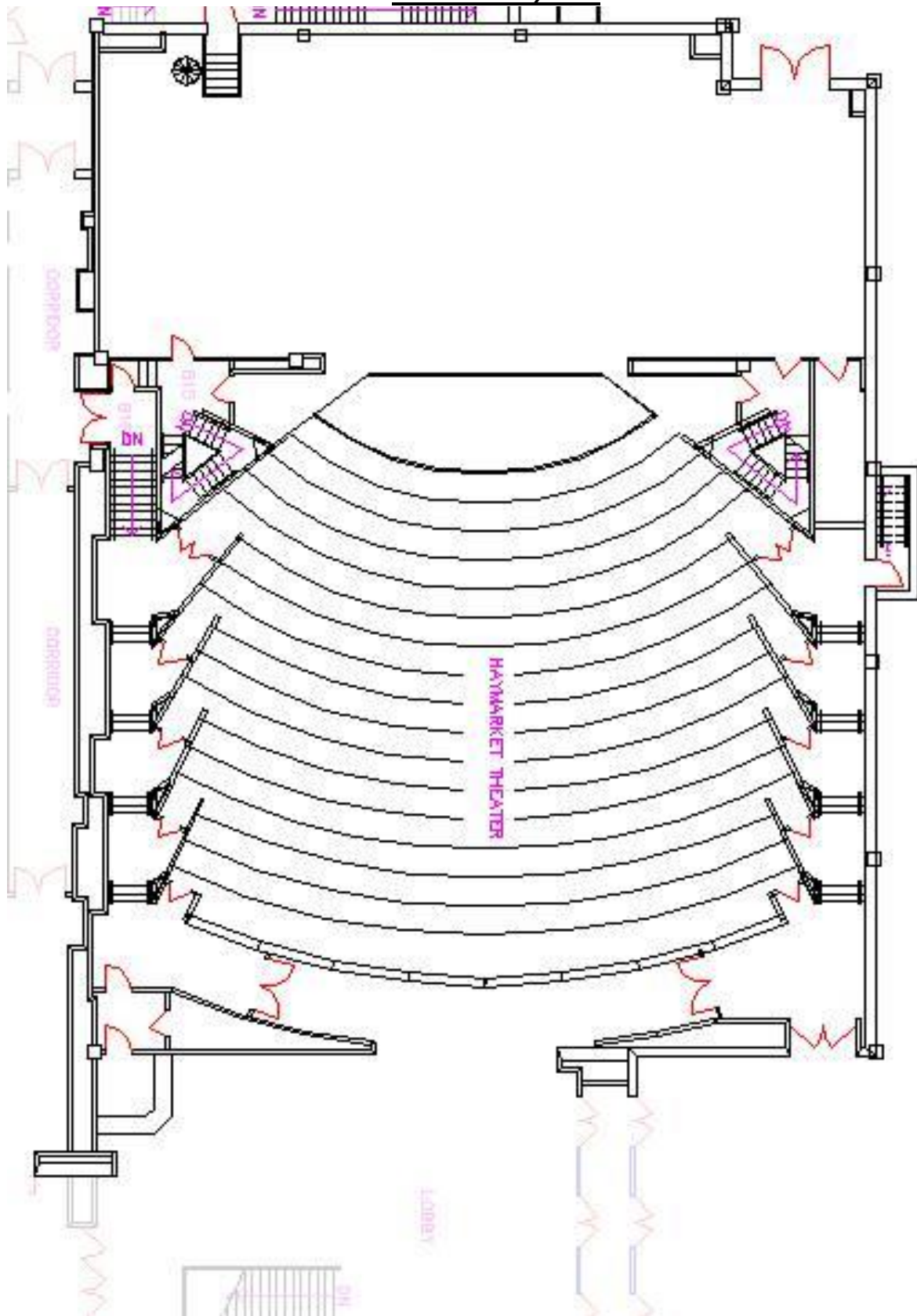
All dressing rooms have wardrobe racks built in; additional portable racks are available if requested prior to show date.

Small dressing rooms located on either side of stage, one large choral dressing room is located under the stage.

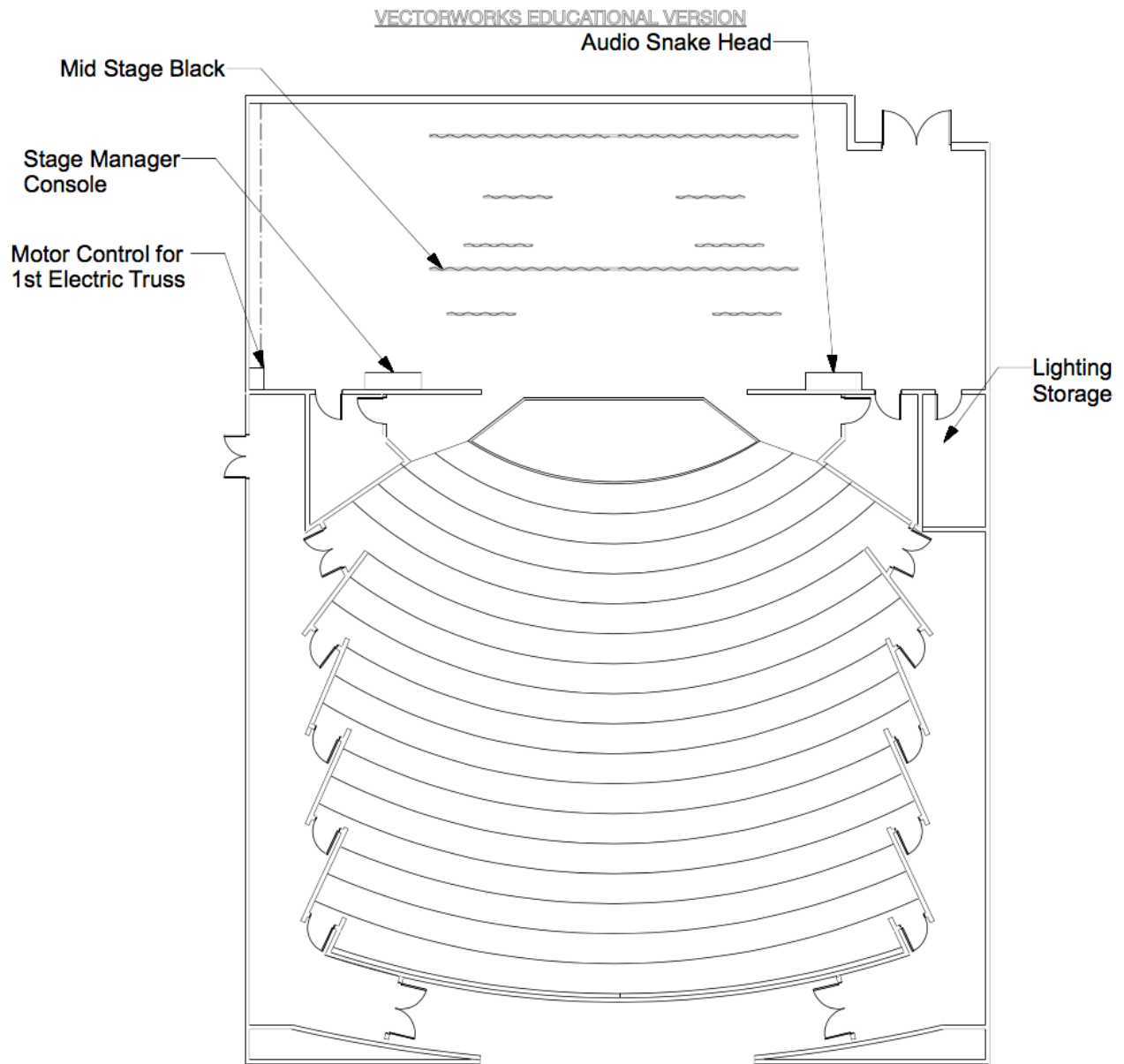
There is not a wardrobe room available in this venue; typically the workspace is set up in the loading dock area.

*See attached venue layout diagram on page 12*

## Venue Layout



# Stage Layout

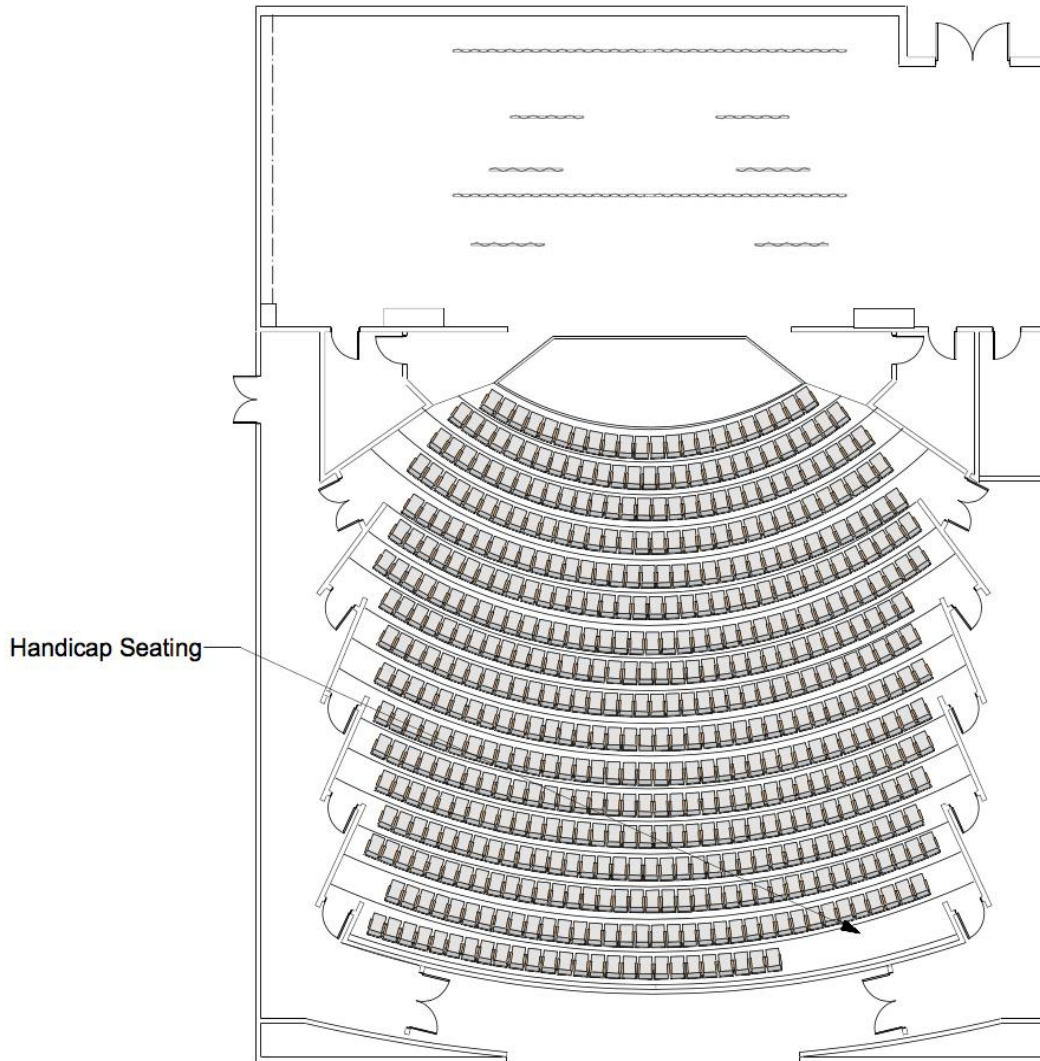


VIRGINIA TECH PRODUCTION SERVICES	
<b>HAYMARKET THEATRE</b>	
STAGE LAYOUT	
DRAFTED BY: WEST LIVINGSTON	PLATE: 1 OF 1
DATE: 10/14/17	SCALE: 3/16" = 1'-0"

VECTORWORKS EDUCATIONAL VERSION

# Seating Layout

VECTORWORKS EDUCATIONAL VERSION

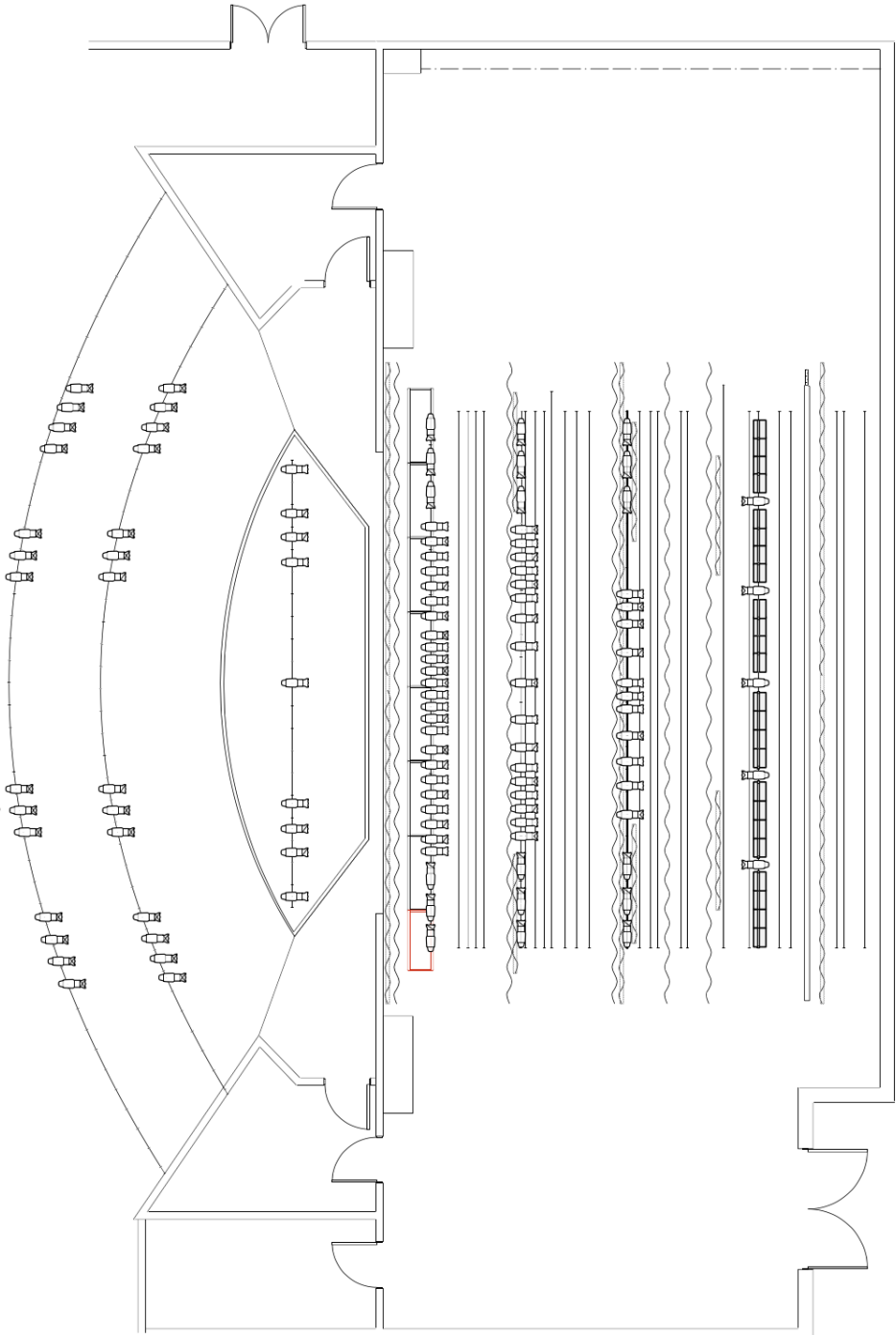


VIRGINIA TECH PRODUCTION SERVICES	
<b>HAYMARKET THEATRE</b>	
SEATING LAYOUT	PLATE:
DRAFTED BY: WEST LIVINGSTON	1 OF 1
DATE: 10/14/17	SCALE: 3/16" = 1'-0"

VECTORWORKS EDUCATIONAL VERSION

### Rigging Diagram

37	Empty
36	Empty
35	Empty
34	Back Black
33	Cyc
32	Empty
31	Empty
30	4th Electric
29	Empty
28	Work Lights
27	3rd Legs
26	4th Boarder
25	Empty
24	Empty
23	3rd Boarder
22	Empty
21	Empty
20	Empty
19	2nd Legs
18	3rd Electric
17	Mid Stage Black
16	2nd Boarder
15	Empty
14	Empty
13	Empty
12	Work Lights
11	Empty
10	Empty
9	Empty
8	2nd Electric
7	1st Legs
6	1st Boarder
5	Empty
4	Empty
3	Empty
2	Empty
1	1st Elec. Box Truss
00	Main Boarder
0	Main Drape
	Pit Pipe



VECTORWORKS EDUCATIONAL VERSION

VECTORWORKS EDUCATIONAL VERSION

VIRGINIA TECH PRODUCTION SERVICES	
<b>HAYMARKET THEATRE</b>	
GRID LAYOUT	PLATE: 1
DRAFTED BY: WEST LIVINGSTON	OF
DATE: 10/14/17	SCALE: 3/8" = 1'-0"
	1

## Rep Lighting Plot

